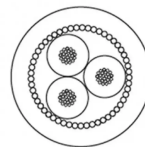


Mogami 2879-08 Ultraflexible Miniature Cables

Šifra: 15536
 Kategorija proizvoda: Digitalni Kablovi
 Proizvođač: Mogami



Cena: 204,00 rsd

Mogami 2879-08 miniatur cable

3-wire_3x#32AWG

Ultraflexible Miniature Cables

CONSTRUCTION


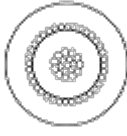
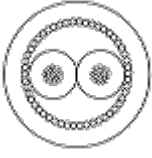
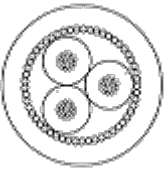
Common Construction	Conductor		Insulation		
	Details	Size (mm ²)	Ov. Dia.(mm)	Material	
7/0.08TA	0.0351mm ² (#32AWG)	0.53Ø (0.0209")	Flexible PVC		

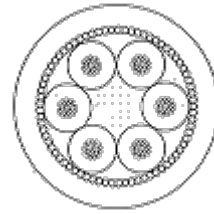
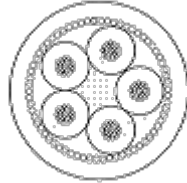
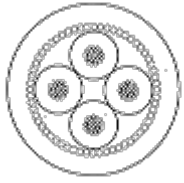
Part No.	Nos. of Conductor	Shield Served Shield	Jacket	Color	Roll Size	Weight
Ov. Dia. (mm)	Material					

W2444	1	Approx. 23/0.08A	1.0Ø (0.0394")		Black/Gray			0.75kg
W2490	2	Approx. 30/0.10A	1.7Ø (0.0669")	Flexible PVC	Gray		1.55kg	305m (1,000Ft)
W2879	3	Approx. 30/0.10A	1.8Ø (0.0709")		Gray		1.83kg	
W2769	4	Approx. 40/0.10A	2.0Ø (0.0787")		Black/Gray		2.28kg	

ELECTRICAL & MECHANICAL CHARACTERISTICS

Part No.	DC Resistance at 20°C		Flex Life (cycles)
	Inner Conductor	Shield Conductor	
W2444	0.53Ω/m(0.162Ω/Ft)	0.16Ω/m(0.0488Ω/Ft)	13,000
W2490	0.55Ω/m(0.168Ω/Ft)	0.08Ω/m(0.0244Ω/Ft)	9,100
W2879		0.08Ω/m(0.0244Ω/Ft)	22,000
W2769	0.06Ω/m(0.0183Ω/Ft)		20,000

			
W2912	W2943	W2784	W2754



W2739

W2780

W2880

Most of these miniature cables were developed as custom cables for magnetic head leads for computer drives, which must be moved rapidly and precisely with very low force. All are very soft and highly flexible with excellent shielding.

LEAD WIRE

Part No.	Conductor Size	Ov. Dia. (mm)	Available Colour
2680-0X	#33AWG (0.0314mm ²)	0.6mm (0.0236)	Standard 10 Colors
2912-0X	#28AWG (0.0854mm ²)	0.85mm (0.0335)	

SHIELDED CABLES

Nos. of Conductor	#33 AWG SERIES		#32 AWG SERIES	#28 AWG SERIES		
	Part No.	Ov. Dia. (mm)	Part No.	Ov. Dia. (mm)	Part No.	Ov. Dia. (mm)
1	-	-	2444-0X	1.0mm (0.0394")	2943	1.5mm (0.0591")
2	2784-0X	1.8mm (0.0709")	2490-08	1.7mm (0.0669")	2794-00	2.3mm (0.0906")

3	2754-08	1.95mm (0.0768")	2879-08	1.8mm (0.0709")	2790-00	2.45mm (0.0965")
4	2739-0X	2.1mm (0.0827")	2769-0X	2.0mm (0.0787")	2929-00	2.7mm (0.106")
5	2780-00	2.2mm (0.0866")	-	-	-	-
6	2880-00	2.5mm (0.0984")	-	-	3128	3.3 mm (.130")
Flexibility / Flex Life	1		3	2		
Easiness of cable end treatment	3		2	1		
Low cost	2		1	3		

ESTIMATION: 1: TOP 2: MEDIUM 3: LOW

REMARKS: Part No. W2880-00 is basically custom order.

CAUTION: Extremely weak against Tensile Strength.

SPECIFICATIONS

LEAD WIRE

CONSTRUCTION

Part No.	Conductor		Insulation		Weight	
Details	Size (mm ²)	Ov. Dia. (mm)	Material			
W2680	25/0.04A	0.0314mm ² (#33AWG)	0.60Ø (0.0236")		Flexible PVC	0.52kg
W2912	17/0.08A	0.0854mm ² (#28AWG)	0.85Ø (0.0335")		Flexible PVC	1.03kg

Common Construction	Roll Size	Color	Details of Colors
2,000 Ft spool	10 colours	Black/Brown/Red/Orange/Yellow/ Green/Blue/Violet/Gray/White	

ELECTRICAL & MECHANICAL CHARACTERISTICS

Part No.	DC Resistance at 20°C	Tensile Strength	Flex Life (cycles)
W2680	0.6Ω/m(0.183Ω/Ft)	8.3 N	21,000
W2912	0.22Ω/m(0.0672Ω/Ft)	21 N	32,000

COMMON CHARACTERISTICS

Voltage Breakdown	Must withstand at DC 500V/15sec.
Insulation Resistance	1000 MΩ × m Min. at DC 250V , 20°C
Emigration	Non-emigrant to ABS resin
Applicable Temperature	-20°C ~ +80°C(-4°F ~ +176°F)
Standard	UL758 STYLE 1571 80°C 30V VW-1SC

SHIELDED WIRE #32AWG SERIES

COMMON CHARACTERISTICS

Voltage Breakdown	Must withstand at DC 250V/15sec.
Insulation Resistance	1000 MΩ × m Min. at DC 250V , 20°C
Tensile strength (26°C, 65%RH)	9.8 N (Per One Core Conductor)
Emigration	Non-emigrant to ABS resin
Applicable Temperature	-20°C ~ +80°C(-4°F ~ +176°F)
Standard	UL758 STYLE 2844 80#176;C 30V VW-1SC 32AWG

Exception: UL approval of Part No.2444 is STYLE 1682 60°C 30V VW-1SC 32AWG.

#28AWG SERIES

CONSTRUCTION

Common Construction	Conductor		Insulation	
	Details	Size (mm ²)	Ov. Dia.(mm)	Material
17/0.08TA		0.0854mm ² (#28AWG)	0.83Ø (0.0327")	Flexible PVC

Part No.	Nos. of Conductor	Filler	Shield Served Shield	Jacket	Color	Roll Size	Weight
Ov. Dia. (mm)	Material						
W2943	1	-	Approx. 35/0.08A	1.5Ø (0.0591")	Black		1.37k
W2794	2	-	Approx. 52/0.08A	2.3Ø (0.0906")	Black	2.55kg	305m (1,000Ft)
W2790	3	-	Approx. 70/0.08A	2.45Ø (0.0965")	Black	3.25kg	
W2929	4	Polypropylene	Approx. 83/0.08A	2.7Ø (0.1063")	Black	4.0kg	

ELECTRICAL & MECHANICAL CHARACTERISTICS

Part No.	DC Resistance at 20°C		Flex Life (cycles)
Inner Conductor	Shield Conductor		
W2943		0.11Ω/m(0.0336Ω/Ft)	36,000
W2794	0.22Ω/m(0.0671Ω/Ft)	0.07Ω/m(0.0214Ω/Ft)	16,000
W2790	0.053Ω/m(0.0162Ω/Ft)		28,000
W2929	0.045Ω/m(0.0137Ω/Ft)		21,000

COMMON CHARACTERISTICS

Voltage Breakdown	Must withstand at DC 250V/15sec.
Insulation Resistance	1000 MΩ × m Min. at DC 250V , 20°C
Tensile strength (26°C, 65%RH)	21 N (Per One Core Conductor)
Emigration	Non-emigrant to ABS resin
Applicable Temperature	-20°C ~ +80°C(-4°F ~ +176°F)
Standard	UL758 STYLE 2844 80°C 30V VW-1SC 28AWG

#33AWG SERIES

CONSTRUCTION

Common Construction	Conductor		Insulation	
	Details	Size (mm ²)	Ov. Dia.(mm)	Material
25/0.04A	0.0314mm ² (#33AWG)	0.60Ø (0.0236")		Flexible PVC

Part No.	Nos. of Conductor	Filler	Shield Served Shield	Jacket		Color	Roll Size	Wei
Ov. Dia. (mm)	Material							
W2784	2	-	Approx. 35/0.08A	1.8Ø (0.0709")			Black/Gray	
W2754	3	-	Approx. 54/0.08A	1.95Ø (0.0768")	Flexible PVC	Gray	2.05kg	305m (1,000Ft)
W2739	4	Polypropylene	Approx. 60/0.08A	2.1Ø (0.0827")		Black/Gray	2.44kg	
W2780	5	Polypropylene	Approx. 65/0.08A	2.2Ø (0.0866")	Black		2.85kg	
W2880	6	Polypropylene	Approx. 68/0.08A	2.5Ø (0.0984")	Black		3.24kg	

ELECTRICAL & MECHANICAL CHARACTERISTICS

Part No.	DC Resistance at 20°C		Flex Life (cycles)
Inner Conductor	Shield Conductor		
W2784			0.1Ω/m(0.0305Ω/Ft)
W2754	0.6Ω/m(0.183Ω/Ft)	0.07Ω/m(0.021Ω/Ft)	20,000
W2739		0.06Ω/m(0.0184Ω/Ft)	36,000
W2780	0.057Ω/m(0.0174Ω/Ft)		57,000
W2880	0.05Ω/m(0.0153Ω/Ft)		35,000
			50,000

COMMON CHARACTERISTICS

Voltage Breakdown	Must withstand at DC 250V/15sec.
Insulation Resistance	1000 M Ω × m Min. at DC 250V , 20°C
Tensile strength (26°C, 65%RH)	8.3 N (Per One Core Conductor)
Emigration	Non-emigrant to ABS resin
Applicable Temperature	-20°C - +80°C (-4°F - +176°F)
Standard	UL758 STYLE 2844 80°C 30V VW-1SC 33AWG

STANDARD COLOUR COMBINATION OF SHIELDED CORES

Nos. of Cores	1	2	3	4	5	6
Core Colour	White	White/Red	White/Red/ Black	White/Red/ Black/Yellow	White/Red/Black/ Yellow/Blue	White/Red/Black/ Yellow/Blue/Green

Exception	Part No. W2769	White/Yellow/Blue/Green
-----------	----------------	-------------------------